





# 非自动铰链 7A

## Centre Type Pivot

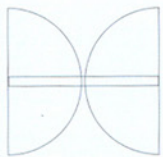


适用 Apply On : 金属门 (中心) Metal Door (Center)

尺寸 Dimension : 1200 × 2400mm

承重 Weight : 120kg

### 7A(中心型 Center Type)



GMT 7A

中心型 Center Type  
双开 Double Acting

