


防水潮型天铰链 G-320

OVERHEAD CONCEALED DOOR CLOSER



中 双 116° 二

型号
G-320
外型尺寸
329×94×37mm

最大门扇承重
105kg

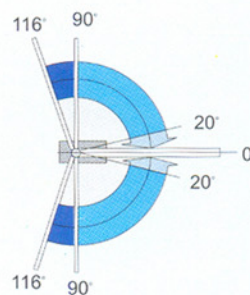
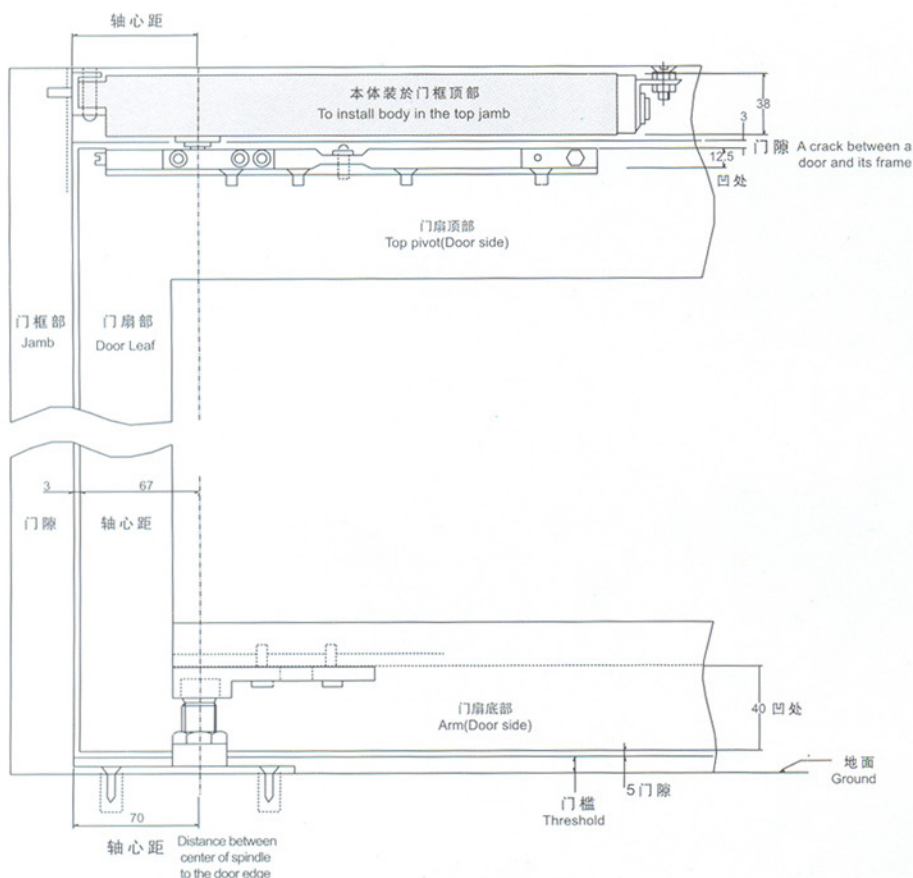
门扇适用宽度
800~950mm

最大开启角度
116°

特性
中心臂双向开启型, 90° 止动装置
两段速度调整

Item No.
G-320
Dimension
329×94×37mm
Max.Door Weight
105kg
Door Width
800~950mm
Max.Open Degree
116°

Features
Center Hung, Double Acting
With 90° Stop-Device
2 Section Speed Adjustment Valve



缓冲区 Backcheck Control

复位区 Back to Closed Position Area